





















1. What is your current work status or training status?

		Response Percent	Response Count
Resident (year 1-4 of radiology training)		18.1%	40
Fellow (dedicated higher pediatric radiology training)		13.1%	29
<b>New attending/consultant radiologist (1-3 years post-fellowship/higher training)</b>		<b>40.7%</b>	<b>90</b>
Developing attending/consultant radiologist (4-7 years post-fellowship/higher training)		24.4%	54
Established attending/consultant radiologist (8+ years post-fellowship/higher training)		3.6%	8
		<b>answered question</b>	<b>221</b>
		<b>skipped question</b>	<b>0</b>






**2. Where do you currently reside? (If not currently living in the USA or Canada, please also write name of the country of your current residence in the space provided)**

		Response Percent	Response Count
Northeast USA		24.9%	55
Southern USA		19.0%	42
Midwest USA		19.9%	44
Western USA		13.1%	29
Canada		5.0%	11
Central America/Mexico		0.5%	1
South America		0.5%	1
Eastern Europe		2.7%	6
Western Europe		10.9%	24
Asia		3.2%	7
Africa		0.5%	1
Australia/New Zealand		0.0%	0
Country, if not USA or Canada:			28
<b>answered question</b>			<b>221</b>
<b>skipped question</b>			<b>0</b>








### 3. How would you describe the practice setting for your current workplace?

		Response Percent	Response Count
Stand-alone pediatric hospital		50.0%	110
Adult hospital with a dedicated pediatric section		40.5%	89
Adult hospital without a dedicated pediatric section		5.5%	12
Other (please specify)		4.1%	9
		<b>answered question</b>	<b>220</b>
		<b>skipped question</b>	<b>1</b>







### 4. How would you describe the practice model at your workplace?

		Response Percent	Response Count
Academic/University hospital		61.8%	136
Mixed teaching/academic center with a private practice or "hospital employee" business model		27.3%	60
Purely private practice with no regular trainees		6.8%	15
District General hospital		2.7%	6
Other (please specify)		1.4%	3
		<b>answered question</b>	<b>220</b>
		<b>skipped question</b>	<b>1</b>







**5. Where did you obtain/will you obtain your higher pediatric radiology training/fellowship?**

		<b>Response Percent</b>	<b>Response Count</b>
I haven't arranged my higher training/fellowship yet		7.5%	16
<b>Fellowship at a large academic pediatric hospital with more than 25 attending/consultant pediatric radiologists</b>		<b>42.0%</b>	<b>89</b>
Fellowship at a medium-sized academic pediatric hospital, 10-25 attending/consultant pediatric radiologists		20.8%	44
Fellowship at a smaller academic pediatric hospital, <10 attending/consultant pediatric radiologists		20.3%	43
Fellowship at a private practice, stand-alone pediatric hospital		0.5%	1
Fellowship at an adult hospital with a pediatric section		5.2%	11
No formal pediatric radiology fellowship/dedicated higher pediatric radiology training		3.8%	8
<b>answered question</b>			<b>212</b>
<b>skipped question</b>			<b>9</b>






**6. How satisfied or dissatisfied are you with your pediatric radiology fellowship/higher training?**

		Response Percent	Response Count
Very dissatisfied		11.3%	24
Somewhat dissatisfied		2.3%	5
Neither satisfied nor dissatisfied		2.3%	5
Somewhat satisfied		16.4%	35
<b>Very satisfied</b>		<b>52.1%</b>	<b>111</b>
Does not apply		15.5%	33
<b>answered question</b>			<b>213</b>
<b>skipped question</b>			<b>8</b>










**7. How adequately or inadequately do you feel your fellowship/higher training prepared you for your current position? If you are not an attending/consultant radiologist please check 'Does not apply'.**

		Response Percent	Response Count
Very inadequately		4.2%	9
Somewhat inadequately		2.4%	5
Neither adequately nor inadequately		0.5%	1
Somewhat adequately		16.0%	34
<b>Very adequately</b>		<b>50.5%</b>	<b>107</b>
Does not apply		26.4%	56
<b>answered question</b>			<b>212</b>
<b>skipped question</b>			<b>9</b>





**8. In total, how many years of fellowship/dedicated higher pediatric training have you completed, or plan to complete?**

		<b>Response Percent</b>	<b>Response Count</b>
None		6.6%	14
1		<b>59.6%</b>	<b>127</b>
2		23.5%	50
3		5.6%	12
4+		4.7%	10
<b>answered question</b>			<b>213</b>
<b>skipped question</b>			<b>8</b>






9. If you did more than one year of pediatric fellowship/higher training, which of the following areas did you focus on? Please check all that apply. If you have not completed more than one year of pediatric fellowship/higher training, please mark 'None of the above'.

		Response Percent	Response Count
Pediatric neuroradiology		21.3%	36
Pediatric musculoskeletal imaging		15.4%	26
Pediatric nuclear medicine		3.6%	6
Pediatric interventional radiology		11.8%	20
Pediatric thoracic imaging		7.1%	12
Pediatric cardiac imaging		8.3%	14
Fetal imaging		7.7%	13
<b>None of the above</b>		<b>54.4%</b>	<b>92</b>
Other (please specify)		8.3%	14
<b>answered question</b>			<b>169</b>
<b>skipped question</b>			<b>52</b>

**10. How did you find your current training position? (If you are not a trainee, please select the option 'I am not a trainee')**






		Response Percent	Response Count
<b>I am not a trainee</b>		63.5%	134
Through a list of residencies (residents)		11.8%	25
Through a list of fellowships (fellows/higher trainees)		14.7%	31
My fellowship/pediatric higher training position was organized specifically for me with the help of my training institution and/or future employer		10.0%	21
		<b>answered question</b>	<b>211</b>
		<b>skipped question</b>	<b>10</b>

**11. How happy or unhappy are you in your current position?**

		Response Percent	Response Count
Very unhappy		3.9%	8
Somewhat unhappy		8.4%	17
Neither happy nor unhappy		4.4%	9
Somewhat happy		31.5%	64
<b>Very happy</b>		<b>51.7%</b>	<b>105</b>
		<b>answered question</b>	<b>203</b>
		<b>skipped question</b>	<b>18</b>



**12. How likely or unlikely are you to recommend pediatric radiology to others?**

		<b>Response Percent</b>	<b>Response Count</b>
Very unlikely		2.5%	5
Somewhat unlikely		1.5%	3
Neither likely nor unlikely		3.4%	7
Somewhat likely		19.7%	40
<b>Very likely</b>		<b>72.9%</b>	<b>148</b>
<b>answered question</b>			<b>203</b>
<b>skipped question</b>			<b>18</b>

**13. How favorable or unfavorable are the following factors in your current job situation?**

	<b>Very unfavorable</b>	<b>Somewhat unfavorable</b>	<b>Neither favorable nor unfavorable</b>	<b>Somewhat favorable</b>	<b>Very favorable</b>	<b>Response Count</b>
Cohesiveness of attending radiologists/consultants	3.1% (6)	9.7% (19)	7.1% (14)	32.7% (64)	<b>47.4% (93)</b>	196
Friendliness of referring physicians/clinicians	1.0% (2)	2.5% (5)	6.0% (12)	34.2% (68)	<b>56.3% (112)</b>	199
Leadership issues within the radiology department	6.1% (12)	12.7% (25)	20.8% (41)	<b>33.5% (66)</b>	26.9% (53)	197
Relations with hospital administration	3.0% (6)	14.6% (29)	26.1% (52)	<b>33.7% (67)</b>	22.6% (45)	199
Salary	4.5% (9)	11.0% (22)	21.0% (42)	<b>39.0% (78)</b>	24.5% (49)	200
Job market	3.5% (7)	15.7% (31)	28.8% (57)	<b>34.3% (68)</b>	17.7% (35)	198
Research opportunities	6.1% (12)	16.7% (33)	<b>31.3% (62)</b>	25.8% (51)	20.2% (40)	198
Distribution and fairness of cases/workflow	2.0% (4)	12.1% (24)	20.1% (40)	<b>34.2% (68)</b>	31.7% (63)	199
Amount of call required	4.5% (9)	13.0% (26)	28.5% (57)	<b>30.0% (60)</b>	24.0% (48)	200
Variety of interesting cases	1.5% (3)	6.0% (12)	4.5% (9)	32.5% (65)	<b>55.5% (111)</b>	200
Use of advanced imaging modalities in your department	3.0% (6)	8.5% (17)	7.5% (15)	38.2% (76)	<b>42.7% (85)</b>	199
Prestige of pediatric radiology as a subspecialty	5.0% (10)	14.6% (29)	<b>30.7% (61)</b>	27.1% (54)	22.6% (45)	199
Potential impact of your work on patient well-being	0.5% (1)	2.5% (5)	4.5% (9)	36.5% (73)	<b>56.0% (112)</b>	200
Balance of work with other pursuits (family, recreation)	2.0% (4)	13.6% (27)	17.7% (35)	<b>41.9% (83)</b>	24.7% (49)	198
Other work factors that affect you:						7
<b>answered question</b>						<b>200</b>

**14. How desirable or undesirable do you think potential employers would view extra training in the following areas?**

	Very undesirable	Somewhat undesirable	Neither desirable nor undesirable	Somewhat desirable	Very desirable	Response Count
Pediatric neuroradiology	1.5% (3)	1.0% (2)	7.2% (14)	29.7% (58)	<b>60.5% (118)</b>	195
Pediatric musculoskeletal imaging	1.5% (3)	1.0% (2)	16.8% (33)	37.6% (74)	<b>43.1% (85)</b>	197
Pediatric nuclear medicine	3.6% (7)	7.2% (14)	<b>40.0% (78)</b>	34.9% (68)	14.4% (28)	195
Pediatric interventional radiology	3.6% (7)	3.1% (6)	10.7% (21)	30.6% (60)	<b>52.0% (102)</b>	196
Pediatric thoracic imaging	1.5% (3)	4.1% (8)	<b>43.6% (85)</b>	37.4% (73)	13.3% (26)	195
Pediatric cardiac imaging	2.0% (4)	2.0% (4)	19.7% (39)	<b>39.4% (78)</b>	36.9% (73)	198
Fetal imaging	1.5% (3)	2.1% (4)	18.5% (36)	<b>44.1% (86)</b>	33.8% (66)	195
<b>answered question</b>						<b>200</b>
<b>skipped question</b>						<b>21</b>

**15. How important or unimportant do you feel it is for the junior societies to provide the following services to their members?**

	<b>Very unimportant</b>	<b>Somewhat unimportant</b>	<b>Neither important nor unimportant</b>	<b>Somewhat important</b>	<b>Very important</b>	<b>Response Count</b>
Radiology education/training (diseases, imaging techniques)	2.0% (4)	1.0% (2)	7.0% (14)	34.3% (69)	<b>55.7% (112)</b>	201
Non-clinical training (career development, leadership training)	1.5% (3)	2.5% (5)	9.5% (19)	<b>50.2% (101)</b>	36.3% (73)	201
Information about the job market/open positions	1.5% (3)	1.0% (2)	8.0% (16)	36.7% (73)	<b>52.8% (105)</b>	199
Access to vendors/new equipment	6.5% (13)	10.6% (21)	29.6% (59)	<b>40.2% (80)</b>	13.1% (26)	199
Volunteer and leadership opportunities	1.5% (3)	4.0% (8)	11.0% (22)	<b>49.0% (98)</b>	34.5% (69)	200
Mentors	1.0% (2)	3.0% (6)	11.0% (22)	38.0% (76)	<b>47.0% (94)</b>	200
Social networking	2.0% (4)	3.0% (6)	16.1% (32)	<b>41.7% (83)</b>	37.2% (74)	199
Entertainment	8.6% (17)	16.7% (33)	<b>31.8% (63)</b>	<b>31.8% (63)</b>	11.1% (22)	198
News and updates (newsletters)	2.0% (4)	5.1% (10)	16.7% (33)	<b>44.9% (89)</b>	31.3% (62)	198
Other ways junior societies can be valuable:						4
<b>answered question</b>						<b>201</b>
<b>skipped question</b>						<b>20</b>

**2. Where do you currently reside? (If not currently living in the USA or Canada,**

<b>Country, if not USA or Canada:</b>		
1	Brazil	Nov 18, 2010 10:28 PM
2	Spain	Nov 21, 2010 5:58 PM
3	Turkey	Nov 26, 2010 6:46 PM